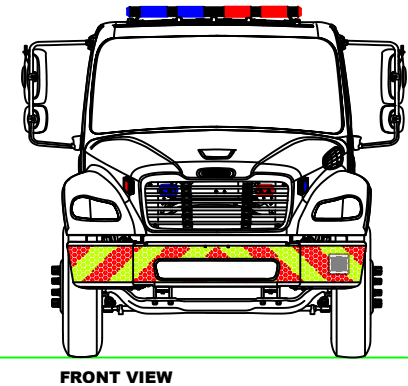
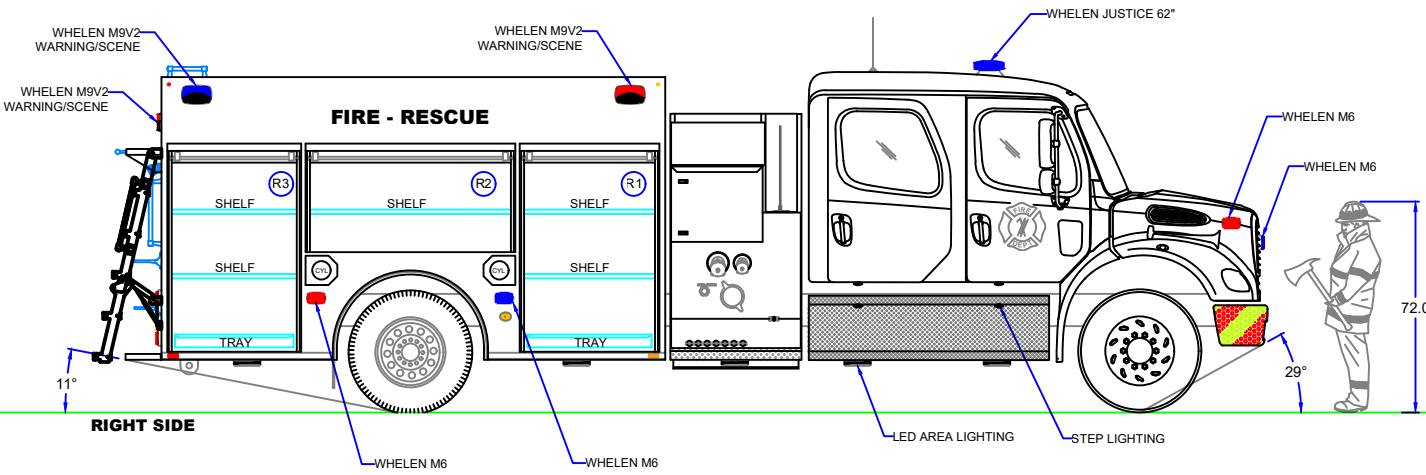
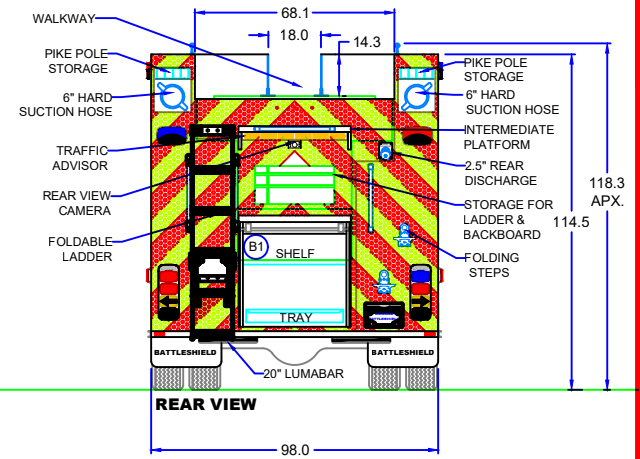
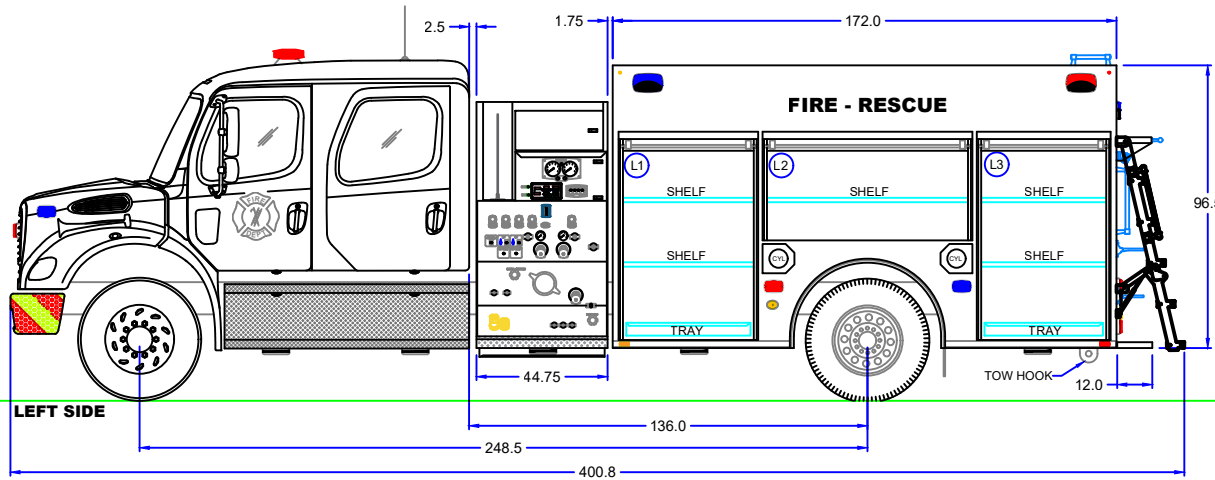


# EXTERIOR VIEW - OPEN



**CAB**  
 CHASSIS 2024 FREIGHTLINER M2 106 CC  
 ENGINE DETROIT DD8 7.7L  
 375HP @ 2200 RPM  
 1050 LB-FT @ 1200 RPM  
 TRANS ALLISON 3000 EVS-P AUTO  
 FAWR 18,000 LBS  
 RAWR 31,000 LBS  
 GVWR 49,000 LBS

**BODY**  
 BODY MAT'L 3/16\"/>

**FIRE PUMP & WATER TANK**  
 FIRE PUMP WATEROUS CSU 1050 IGPM  
 FOAM SYS FOAM READY  
 TANK 1000 IGAL POLY DRY-SIDE  
 OPTIONS MONITOR READY

COMPARTMENT OPENING DIMENSIONS			
	WIDTH	DEPTH	HEIGHT
L1	45.625	27.813	63.0
L2	64.750	27.813	28.0
L3	45.625	27.813	63.0
R1	45.625	27.813	63.0
R2	64.750	27.813	28.0
R3	45.625	27.813	63.0
B1	35.375	31.813	30.0

**F53223**

ALL DIMENSIONS IN INCHES  
 UNLESS OTHERWISE SPECIFIED  
 DO NOT SCALE DRAWING

**DISCLAIMER**  
 We reserve the right to modify these dimensions to accommodate actual "as built" chassis dimensions. This was prepared using body builder reference drawings.

DRAWN	DATE
A. THOMAS	16 APR 2024
REVISION	DATE
A. THOMAS	29 MAY 2024
APPROVED	DATE
T. HOVEY	29 MAY 2024

